

Centre Guidance- Stage 3 Care, Lunge and Ride (12 Candidates)

Stage 3 is aimed at the individual who already possesses skills, knowledge and understanding and who wishes to progress within employment. Candidates will start taking more responsibility and will need to show a higher standard of efficiency during their work.

BHS Stage 3

The maximum number of complete candidates is twelve, there will be four candidates working with each assessor simultaneously. Centres should be aware that there may be more candidates attending, completing re-sits or sections only (e.g. care only), so please ensure you have adequate parking to accommodate this. For an assessment of this size, we will normally send three assessors. If there is anybody else attending e.g. observer we will let you know in writing two to three weeks before the assessment day, once the assessment is closed for bookings.

What we need from you:

1. A single point of contact who takes responsibility for the organisation of all assessment days. This person needs to be available to discuss requirements with the Education Team and the Lead Assessor prior to and during the assessment days. A direct contact number should also be available in an emergency, i.e. in the event of any unforeseen circumstances on or just before the day.
2. We need a person in the yard responsible for ensuring all horses and equipment are ready on time (according to the programme) for the smooth running of the day. This person needs to be available all day during the assessments, should the assessors or candidates have any questions or queries.
3. A room at a comfortable temperature with table and seats where assessors can meet and confer in private.
4. A waiting room at a comfortable temperature for candidates with adequate seating and pens to fill in the emergency form.
5. Appropriate signage for candidates to find the centre, facilities (incl. toilets), waiting/briefing room. Signs hung stating 'Assessment in progress.' Please note no spectators are permitted. Please do make candidates feel 'at home' as they may be nervous.
6. In the interest of the candidates, no photography or filming of any section of an assessment is permitted (Excluding CCTV for security or insurance purposes).
7. Seating facilities for assessors and/or candidates in all phases, as they may be needed.
8. If the cross-country fences are roped or wired, suitable tools will need to be available for cutting.
9. Suitable light refreshments throughout the day. Assessors may request lunch but this is chargeable to them directly if provided.
10. The plans for the show-jumping and cross-country course should be displayed on a notice board, to allow the candidates to walk the course before the assessment starts (example course plans below).
11. It is desirable that a list of horses used for each riding section and what they have previously done available to the Lead Assessor on the day of assessment.



12. A First Aid kit. Where the riding is not in very close proximity to the yard a First Aid kit must be taken to the riding area. A means of communication needs to be supplied (mobile phone or two-way radio).

13. A safeguarding representative to be available on site throughout the assessment. This person must be available to introduce to candidates during the briefing.

14. All horses used in BHS assessments should be clean and well presented.

To see our assessment criteria please refer to the website.

Safeguarding and Health & Safety

Please note the minimum age for this assessment is 16 years old.

The Society follows strict Safeguarding policies which protect children under 18 years and adults at risk. Sign out sheets and emergency contact details will be kept with the Assessors.

Assessment Day

The assessment day is split into two care sections, a lunge section, a dressage section and a jump section; the programme allows for some of the same horses (where appropriate) to be used for both the care and the riding sections.

Please ensure that, while sufficient staff are present on the yard to assist with the assessment, there are not extra observers who may cause the candidates to feel under pressure. Where a member of staff needs to be present during the riding section, please ensure that they are not seen to be in conversation with the assessors, as this may be perceived by candidates as giving internal candidates an unfair advantage.

When liaising with the assessing team before, during or after the assessment day, please do not discuss the performance of candidates with them, as this may be perceived as an attempt to influence their decisions.



Sample programme:

| Time Start | Time End | Assessor A | Time Start | Time End | Assessor B | Time Start | Time End | Assessor C |
|------------|----------|--|------------|----------|--|------------|----------|--|
| 8.30 | 8.50 | Briefing | 8.30 | 8.50 | Briefing | 8.30 | 8.50 | Briefing |
| 8.55 | 9.40 | Ride A | 8.55 | 10.55 | Care A Practical LO's 2,3,4,11 | 8.55 | 10.55 | Care A Practical LO's 2,3,4,11 |
| | | | | | | | | |
| 9.45 | 10.45 | Ride B | 11:05 | 11.50 | Ride A | 11:05 | 11.50 | |
| | | | | | | | | |
| 10.50 | 12.50 | Care A Practical LO's 2,3,4,11 | 11:55 | 12.55 | Ride B | 11:05 | 13.05 | Care A Practical LO's 2,3,4,11 |
| | | | | | | | | |
| 13.00 | 13.30 | Lunch | 13.00 | 13.30 | Lunch | 13.05 | 13.30 | Lunch |
| 13.30 | 13.45 | Briefing | 13.30 | 13.45 | Briefing | 13.30 | 13.45 | Briefing |
| 13.45 | 15.00 | Lunge | 13.45 | 14:45 | Care B Practical Discussion LO's 1,5,6,7,8,9,10 | 13.45 | 14.45 | Care B Practical Discussion LO's 1,5,6,7,8,9,10 |
| | | | | | | | | |
| 15.00 | 16:00 | Care B Practical Discussion LO's 1,5,6,7,8,9,10 | 15.00 | 16:15 | Lunge | 15.00 | 16:00 | Care B Practical Discussion LO's 1,5,6,7,8,9,10 |
| | | | | | | | | |
| 16.15 | 17.15 | Care B Practical Discussion LO's 1,5,6,7,8,9,10 | 16.15 | 17.15 | Care B Practical Discussion LO's 1,5,6,7,8,9,10 | 16.15 | 17.30 | Lunge |
| | | | | | | | | |



Care A

In this section candidates will be asked to fit equipment for flatwork and jumping, use studs and understand bits. They will need to assess conformation.

- One horse per candidate is needed (maximum of six horses at a time in this section - these can be the same horses used for Care B) with a headcollar to fit (headcollar needs to be a suitable size to fit the horse with suitable tie ring and string in each box), preferably in adjoining stables. Where horses will be standing in stables for a considerable length of time, please ensure there is sufficient bedding down to encourage them to stale.
- Equipment needs to be set up on a table, bales or saddle racks in a covered area close to the stables to allow the candidates to select equipment easily. The equipment used needs to fit or be easily adjusted to fit the horses provided.

Fit equipment for flatwork and jumping

- Equipment needed:
 - Six double bridles
 - Six saddles suitable for dressage with numnahs/pads
 - Six sets of polo wraps/schooling bandages and padding if needed (we ask exercise bandages are not used).
 - Six bridles suitable for jumping/cross-country
 - Six saddles suitable for jumping/cross-country
 - Martingale/breastplate
 - Minimum one pair of cross-country boots
 - A selection of boots e.g. tendon, fetlock boots

Studs

- Equipment needed:
 - One shoe with stud holes (not fitted to a horse)
 - A selection of studs, plus T-tap, spanner, stud hole cleaner, plugs/cotton wool

Bits

- Equipment needed:
 - A selection of bits to include; snaffle, curb, bridoon, pelham, gag, bitless
- Grooming items including a hoof pick will need to be available.
- One skip out tool available outside the stables.

Horse conformation

- Equipment needed:
 - Range of common and remedial shoes to include; fullered, plain stamp, bar (egg, heart and rolled), racing plate, glue on shoes and pads
 - Suitable trot up area
 - Horses used in this section need to wear a fitted bridle.



Care B

In this section candidates will be asked about horse anatomy and physiology, managing horse health, understanding undesirable horse behaviours, managing turn out areas, understand nutritional requirements for the horse and improve horse's fitness.

- Where horses will be standing in stables for a considerable length of time, please ensure there is sufficient bedding down to encourage them to stale.
- Equipment needs to be set up on a table, bales or saddle racks in a covered area close to the stables to allow the candidates to select equipment easily. The equipment used needs to fit or be easily adjusted to fit the horses provided.

Manage horse health

- Equipment needed:
 - One digital thermometer
 - Cotton wool
 - Vaseline
 - One stethoscope

Lunge

In this section candidates will be asked to lunge a fit horse and maintain their level of schooling in walk, trot and canter.

Between 6 and 12 lunge horses are needed. The horses will need to be tacked up ready and fitted with the equipment listed below. We suggest that two horses can be lunged at the same time if the area is 20x40m or three horses in a 20x60m area. We recommend the areas are marked out for each candidate.

- Equipment needed (per horse):
 - Lunge cavesson
 - Lunge rein (sufficient length to enable a large circle)
 - Side reins (needs to be adjustable and fit)
 - Bridle (without noseband)
 - Saddle or roller
 - We recommend that horses wear brushing boots on all 4 legs for lunging but please inform the Assessor if any horse will not be working in brushing boots
 - Two-three lunge whips (the lash needs to be long enough to reach the horse on a suitably large circle)

Dressage

In this section candidates will be asked to ride a horse on the flat in walk, trot and canter and demonstrate lateral movements.

The riding section is designed to allow normal day to day lessons, activities to carry on, all riding sessions will be finished before lunch, freeing up arena space in the afternoon. The size of the arena needs to be approximately 20x60m with correctly labelled markers.

Equipment needed:

- Mounting block



- A representative from the centre to be on hand

Number of horses needed is between six and twelve (plus two spares) who are suitably sized for the candidates (list of candidates including heights and weights provided at least two weeks prior to assessment date). Horses may be used twice providing that their level of fitness is sufficient. Horses should be approximately 14.2hh or over and left to your discretion; however no candidate should be under-horsed. You and the assessors reserve the right to request a horse to be changed. Should you have a concern regarding a rider's weight, please liaise directly with the Lead Assessor. Should you need to weigh the candidate; a scale will need to be provided in a private location.

The horses will need to be:

- Well-mannered and schooled to a standard to allow candidates to discuss the Scales of Training.
- Be able to work independently in the school in walk, trot and canter.
- Be able to demonstrate lengthening and shortening strides, leg yield and turn about/on the forehand.
- Tacked up (with appropriate flatwork tack-please do not use double bridles) and in the arena ready for the candidates to mount, with spare stirrup irons and leathers (various lengths - we are unable to accept leathers rolled around the irons to shorten them).

Candidates will be riding **two** horses in this section.

Jumping

In this section, candidates will be asked to ride a horse over show jumps up to 90cm in height and 80-90cm wide on spreads. Also they will need to ride over a variety of cross-country fences across an undulating field up to 80cm.

The courses will need to be available before the morning briefing so candidates are able to walk the course in good time.

For the showjumping section the area will need to be big enough to fit a course of eight fences. This section can take place outside an arena, however the footing must be good.

We can only run this section between April and November, so please ensure this is considered before applying for a date.

Equipment needed (show jumping):

- Mounting block
- A representative from the centre to be on hand and assist during the jumping section
- Course of fences (at least eight) containing fillers
- Warm up fences set up (minimum three)
- Safety cups on all back poles of spreads
- Course plan displayed on notice board
- Leather hole punch

Equipment needed (cross-country):

- Minimum of eight jumping efforts over cross-country fences up to 80cm (not simulated fences). A variety of fences should be included; bank, rail, brush, spread, ditch and a combination of at least two related fences.



- The fences on the course will need to be sound, in safe condition, well built and conform to current safe practice with regard to the construction of cross-country fences to be used for schooling as per BE guidelines.
- The course will need to be flagged and numbered
- If the fences used are portable they need to be fastened securely to the ground.
- A representative from the centre to be on hand and assist during the jumping section
- If you are unable to provide the above due to weather conditions, please contact the BHS Education Team at the earliest possible opportunity.

Number of horses needed is between six and twelve (plus two spares) who are suitably sized for the candidates (list of candidates including heights and weights provided two weeks prior to assessment date). Horses may be used twice providing that their level of fitness is sufficient. Horses should be approximately 14.2hh or over and left to your discretion; however no candidate should be under-horsed. You and the assessors reserve the right to request a horse to be changed.

The horses will need to be:

- Well-mannered and reliable for jumping, comfortable with jumping up to 90cm in height.
- Tacked up with appropriate jumping tack and in the arena ready for the candidates to mount, with spare stirrup irons and leathers (various lengths - we are unable to accept leathers rolled around the irons to shorten them).
- Be able to work independently in the school in walk, trot and canter.

Candidates will be riding **two** horses in this section.

Should you have a concern regarding a riders' weight, please liaise directly with the Lead Assessor. Should you need to weigh the candidate; a scale will need to be provided in a private location.

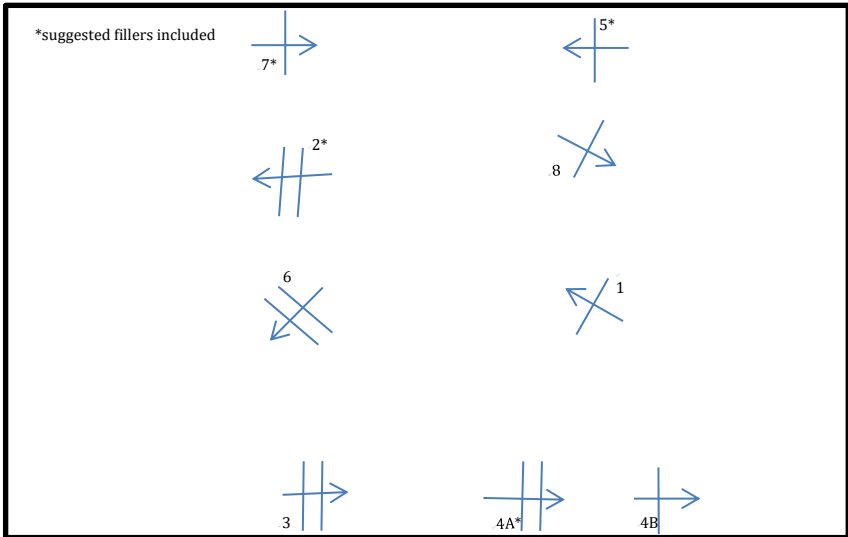
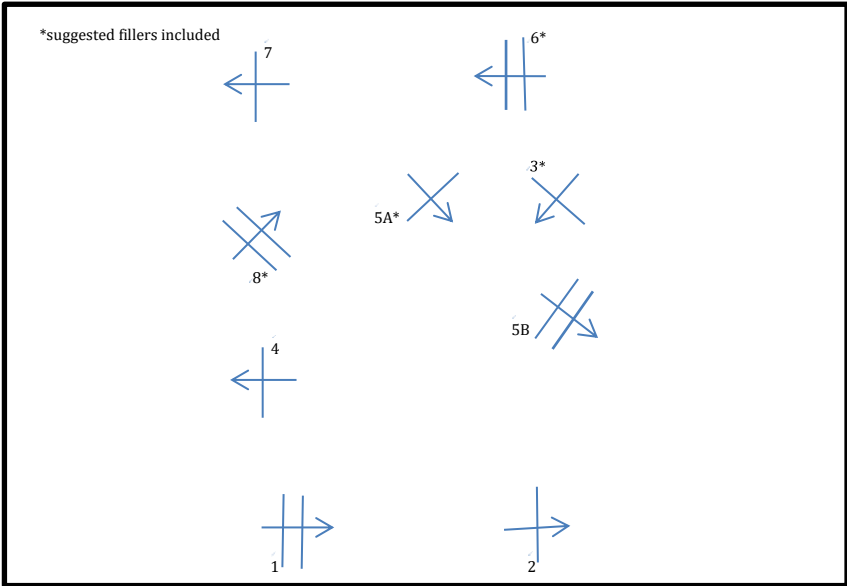
Example course plans (show jumping)

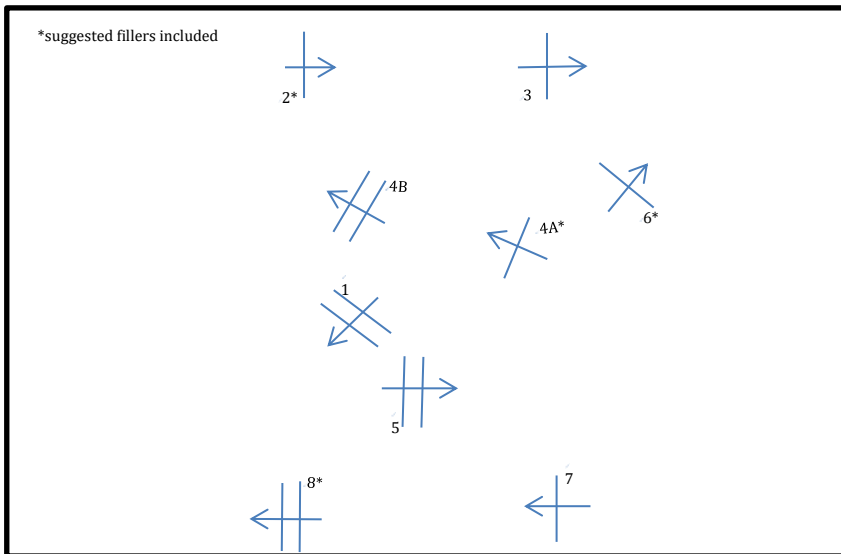
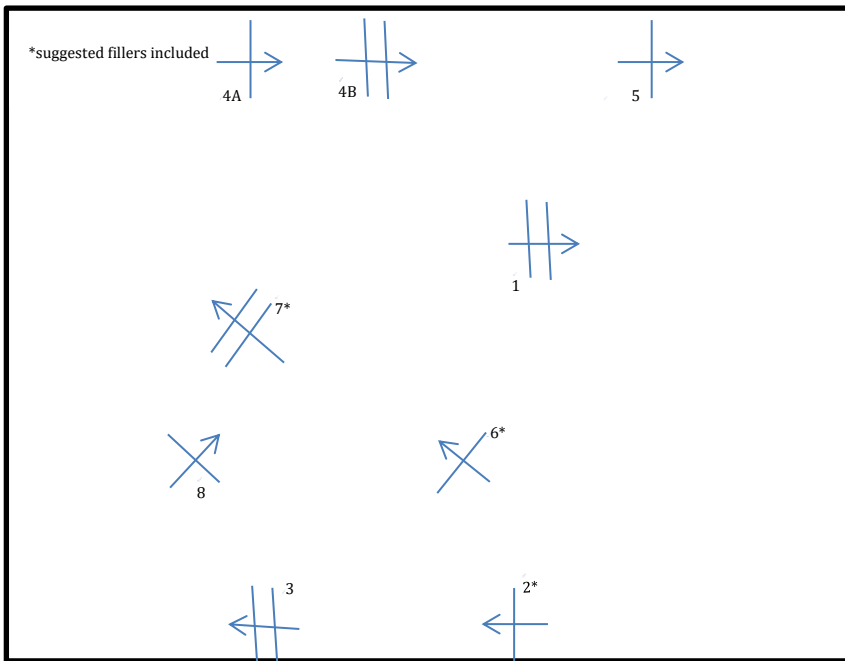
The course plans below are not to scale, please adjust the lines accordingly to the size of your arena.

The course should include:

- Up to eight fences ranging in height from 80cm to 90cm, a minimum of two fences to be 90cm
- A double, related distance, two changes of direction and a minimum of three spread fences







Stride table:

| | PONY | | COB/SMALL HORSE | | COMPETITION/ LARGE HORSE | |
|--|------------|-------|-----------------|---------|-----------------------------|---------------------|
| Trot poles | 1.22m | 4ft | 1.37m | 4ft 6in | 1.52m | 5ft |
| Trot place pole | 2.44m | 8ft | 2.74m | 9ft | 3.05m | 10ft |
| Canter place pole | 2.44-2.74m | 8-9ft | 2.74m-3.05m | 9-10ft | 3.05-3.66m | 10-12ft |
| Upright to upright (one non jump stride) | 6.40m | 21ft | 6.70m-7.00m | 22-23ft | 7.32m-8.08m | 24-26 ½ ft (max) |
| Spread to upright (one non jump stride) | 6.10m | 20ft | 6.40-6.70m | 21-22ft | 7.00-7.32m | 23-24ft |
| Upright to spread (one non jump stride) | 6.10m | 20ft | 6.40-6.70m | 21-22ft | 7.00-7.32m | 23-24ft |
| Upright to upright (two non-jump strides) | 9.60m | 31ft | 10.00m | 33ft | 11.00m | 36ft |
| Spread to upright (two non-jump strides) | 9.14m | 30ft | 9.45-9.75m | 31-32ft | 10.00-10.40m | 33-34ft |
| Related on three non-jump strides | 12.80m | 42ft | 13.76m | 45ft | 14.63m | 48ft |
| Related on four non-jump strides | 16.46m | 54ft | 17.37m | 57ft | 18.29m | 60ft |
| Related on five non-jump strides | 19.20m | 63ft | 20.57m | 67ft | 21.95m | 72ft |



Centre Guidance Check List - Stage 3 Care, Lunge and Ride (12 Candidates)

Checklist:
Facilities

| | |
|--|--|
| Car Park | |
| Meeting room for assessors | |
| Briefing room + sign | |
| Toilets + sign | |
| Sign per assessment area 'Assessment in progress' | |
| Staff on hand throughout the day | |
| First Aid kit | |
| Safeguarding representative contact details | |
| Form of communication (mobile phone or two-way radio) | |
| Seating for assessors adjacent to the arena | |
| Candidate black bibs | |
| Notice board to display course plans | |
| Facilities for refreshments/meals to be provided | |
| Scales (to weigh riders should you need to) | |
| Tools if cross country fences are roped or wired to cut | |
| List of horses used for each riding section and what they have previously done | |

Care A

| | |
|---|--|
| Up to 6 horses (can be used in other sections) - ideally in adjoining stables | |
| String for tying up horses | |
| Head collar and lead rope per horse (fitted) | |
| Six double bridles | |
| Six saddles suitable for dressage inc numnahs/pads | |
| Six sets of polo wraps/schooling bandages (please do not use exercise bandages) | |
| Six bridles suitable for jumping/cross country | |
| Six saddles suitable for jumping/cross country | |
| Six martingales or breastplates | |
| Minimum one pair of cross country boots | |
| A selection of boots e.g. tendon, fetlock boots | |
| One shoe with stud holes (not on a horse) | |
| Selection of different studs | |
| One t-tap | |
| One spanner | |
| One stud hole cleaner | |
| A couple of plugs/cotton wool | |

Updated 12.2024

This item is for use in the course of BHS business use only



**Career
Pathways**

HORSES FIRST

ONE
TEAM

RESPECT

SUPPORT

EXCELLENCE

HORSE

| | |
|---|--|
| Selection of bits: | |
| Snaffle | |
| Curb | |
| Bridoon | |
| Pelham | |
| Gag | |
| Bitless | |
| Range of common and remedial shoes (not fitted to horse): | |
| Fullered | |
| Plain stamp | |
| Bar (egg, heart and rolled) | |
| Racing plate | |
| Glue on shoes and pads | |
| One suitable trot up area | |
| One grooming kit (including hoof picks) | |
| One skip and tool (outside stables) | |

Care B

| | |
|---|--|
| Two to four horses (can be used in other sections) - ideally in adjoining stables - suitable horses to have TPR taken | |
| String for tying up horses | |
| One digital thermometer | |
| Cotton wool | |
| Vaseline | |
| One stethoscope | |

Lunge

| | |
|--|--|
| One arena (minimum 20x40m) | |
| Six to twelve fit horses for lungeing | |
| Minimum two lunge cavesson | |
| Minimum two lunge reins | |
| Minimum two pairs of side reins | |
| Minimum two pairs of brushing boots (needed for all four legs) | |
| Minimum two bridles (without noseband) | |
| Minimum two saddles or rollers | |
| Two to three lunge whips | |

Dressage

| | |
|--|--|
| One arena with correctly labelled markers (approximately 20x60m) | |
| One mounting block | |
| Between six and twelve horses plus two spare (minimum 14.2hh) | |
| Leather hole punch | |
| Various length stirrup leathers and size irons | |



Show jumping/Cross country

| | |
|---|--|
| One area large enough to hold a course of eight fences (minimum 20x60m) | |
| One mounting block | |
| Between six and twelve horses plus two spare (minimum 14.2hh) | |
| Leather hole punch | |
| Various length stirrup leathers and size irons | |
| Representative from the centre to be on hand | |
| Course of eight show jumping fences containing fillers (max height 90cm) and numbered | |
| Minimum three warm up fences | |
| Safety cups on all back poles of spreads | |
| Minimum eight cross country fences flagged and numbered to include (max height 80cm): | |
| Bank | |
| Rail | |
| Brush | |
| Spread | |
| Ditch | |
| Combination of at least two related fences | |
| Course plan for show jumping and cross country course | |

What to do after the assessment

Following the assessment, please forward an invoice directly to the BHS either by email or in the post, to cover the facility fee costs (please refer to the facility fee document) within 30 days of the assessment date.

We also ask that any data you have received from the Education Team is destroyed confidentially or returned to the office for disposal in accordance with your Data Processor Agreement.

We always welcome feedback regarding our assessments; please send through any comments to education@bhs.org.uk.

How can we help you?

If at any time you need help in setting up an assessment day or any questions answered before or after the assessment you can contact:

Education Team:

education@bhs.org.uk

02476 840508

Emergency out of office hours **only** (e.g. weather conditions):

Tracy Castles (Director of Education)

tracy.castles@bhs.org.uk

07876 652007

Michele Carman (Head of Education Operations)

michele.carman@bhs.org.uk

07966 215964

